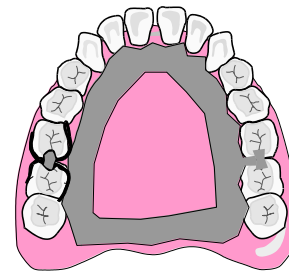


WHAT IS A PARTIAL DENTURE?

There are several ways to replace or restore missing teeth. Our first choice is always a cemented in or fixed bridge. These bridges are composed of several caps (also known as crowns) soldered together, along with the missing teeth (known as pontics) to form one unit. This type of restoration places the least amount of stress on the natural teeth and does not necessitate removal at any time for home care. It is the closest thing to replacing mother nature that we have in dentistry today.

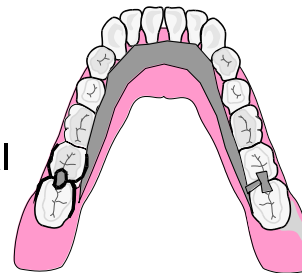
Another alternative for the replacement of one or more missing teeth is a removable partial denture (also known as a partial). Partial dentures, which are sometimes called bridges by the lay individual, should not be confused with fixed cemented bridges. Partial dentures are *removable* prostheses which are held onto the teeth by either some type of **clasps** (*hooks*) or through a **precision device** (attachment) embedded into a cap (crown).

Conventional Clasp



Attachment

Conventional Clasp



Attachment

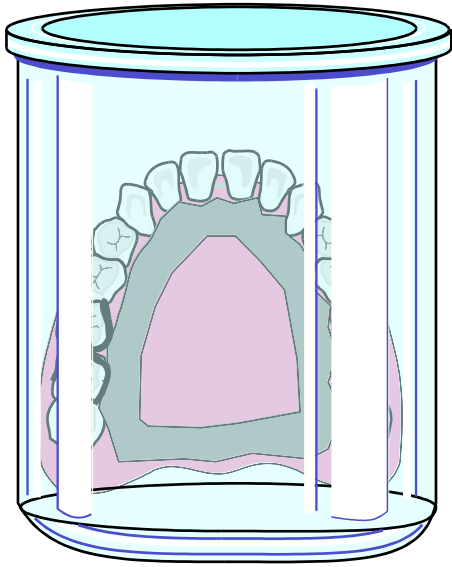
Today, you had a partial denture placed. We would just like to give you some thoughts concerning its care and maintenance:

- Partials dentures should be left out at night to allow the gum tissues beneath them to get some fresh air. They should be placed in water to avoid distortions of the plastic.
- Placement of your partial denture should not be too difficult. However, there is a learning curve and it will take a little time for you to become an expert. Sometimes it helps to place some Vaseline^R in the area of the clasps to help in the easy placement and removal of the partial. This will not be necessary once you become accustomed to your prosthesis. Don't get frustrated when trying to insert or remove your partial denture. In just a short time, it will become second nature. Remember, we're here to help you through this adjustment period.
- If you have temporary crowns holding the partial denture, please be sure to hold onto the temporary crowns when removing your partial denture. This was demonstrated to you at your insertion visit. If you have any questions, please let us know.
- Since gum tissue is moveable and the plastic on the partial denture is not, you may develop some sore spots. This is not uncommon and is relatively simple to correct.


It is important to leave your partial denture in for the **24** hour period prior to your adjustment visit so that we can see where the sore spot(s) is located.

- Now that you have some understanding of the ins and outs of partial dentures, it's time to discuss a little bit about their maintenance. Partial dentures and the teeth that anchor them require, at least if not more home care than your natural teeth do alone. The more stress placed upon your teeth, the more care and attention they need. It is therefore critical that you return for your scheduled maintenance visits.

Some tips regarding the home care of your partial denture:



- When leaving your partial denture out at night, please leave it in water. You can use any commercial cleaner (i.e. Efferdent[®], Polident[®] Cleaner) on the market. *However, if you have a temporary soft liner in your partial please do not use any commercial cleaner without discussing it with us first. Just rinse your partial with warm water.*
- After using a commercial cleaner, we would like you to also use a denture cream toothpaste, or any other toothpaste of your choice, and brush your partial denture as you would your teeth. This will tend to remove any plaque that builds up on your partial which is not removed by the cleaning agent.
- An important point to remember, is that every prosthesis requires even more care than the teeth given to us at birth. By placing additional stress upon our teeth, partial dentures place them in an unusual situation, one that necessitates great care.



Please be sure to follow our suggestions, and most of all , keep your maintenance appointments. With your help, we hope you can have many years of comfort and success with your new appliance. If you have any questions at all, please feel free to call upon any one of us. We are here to serve you in any way we can.

Elliot P. Frey D.M.D.
11 Wyckoff Avenue
Wyckoff, N.J. 07481
(201) 445-4144